

CRANKENSTEIN

Craftivity



CRANKENSTEIN

I GET CRANKY WHEN...



BY:
GLADYS APPLETON
TEACHING IN HIGH HEELS

A Note to the Teacher

My students love reading Crankenstein by Samantha Berger. It is one of our favorite Halloween books, so of course we have to write about it and create a craftivity to accompany our writing.

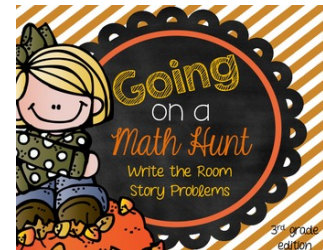
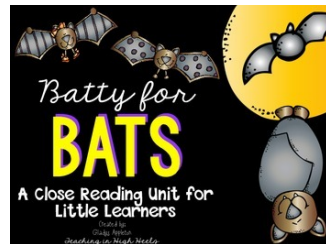
So much fun!


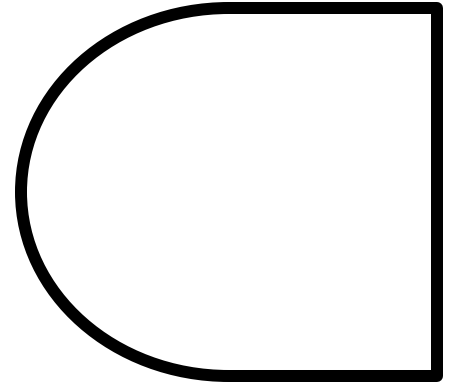

This craftivity was created as a fun hands-on activity to enrich your students' reading response activities.

I have included patterns that you can trace or copy onto colored paper. I have included Crankenstein's head, eyes, ears, eyebrow, hair, and mouth. My students created the nose by drawing it with a sharpie.


If you love this craftivity please let me know...I'd love to create more fun things like this to share with y'all.


If you are looking for other Halloween/Fall resources don't forget to check out these 'lil units in my TpT store.







Crankenstein's Head and Ears
(Copy on green construction paper.)








Crankenstein's Hair
(Copy on black construction paper.)



Crankenstein's Eyebrow
(Copy on black construction paper.)



Crankenstein's Mouth
(Copy on red construction paper.)



Crankenstein Printalle

CRANKENSTEIN

Handwriting practice lines consisting of 10 sets of three horizontal lines (top solid, middle dashed, bottom solid) for letter formation.

[illegible]

I GET CRANKY WHEN...

Handwriting practice lines consisting of multiple sets of three horizontal lines (top solid, middle dashed, bottom solid) for writing practice.

I GET CRANKY WHEN...

MY FAVORITE PART

Handwriting practice area with 10 sets of three horizontal lines (top solid, middle dashed, bottom solid).

MY FAVORITE PART

Sample of Finished Product



THANK YOU

I truly appreciate your support!
I hope you and your students enjoy this craftivity.

If you have any comments, questions, or concerns please email me at
teachinginhighheels@gmail.com

Don't forget to stop by my blog for more ideas and freebies!

www.teachinginhighheels.com

Gladys

C R E D I T S

